

Concept: Time

Small Step: Telling the time to 5 minutes.

Telling the time to 5 minutes



1 Label the clock to show the number of minutes past the hour.

5 minutes

35 minutes

2 Label the clock to show what time would be shown if the minute hand was pointing to each interval.


5 minutes past

20 minutes to

Is there more than one possible answer for each label?



3



The hour hand is pointing just after 5 and the minute hand is pointing to 2, so the time is 2 minutes past 5

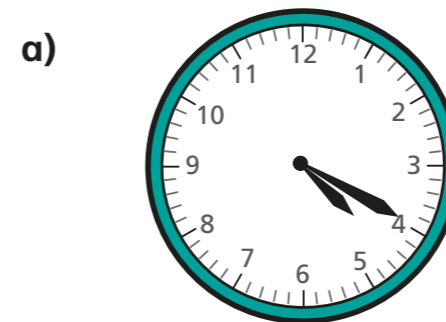


What mistake has Ron made?


What time is it? _____

4

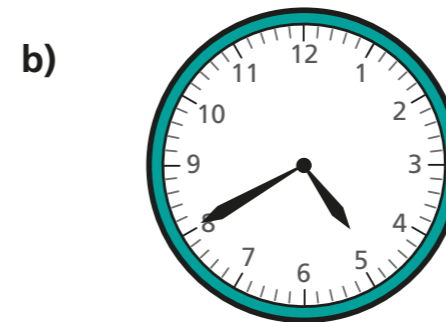
What time is shown on each clock?




minutes past



minutes past

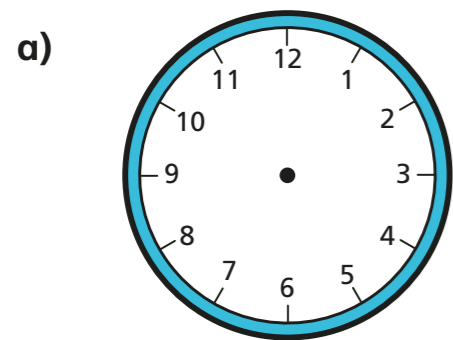


minutes to

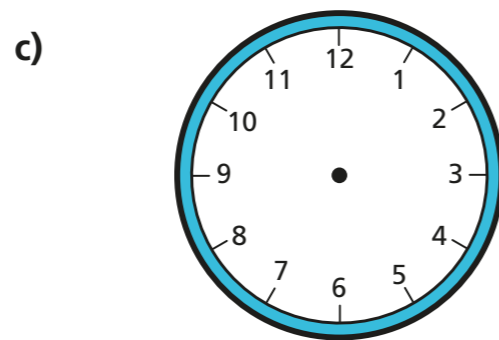




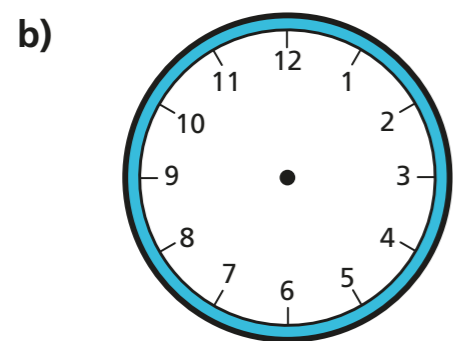
5 Draw the hands on the clocks to show the correct times.



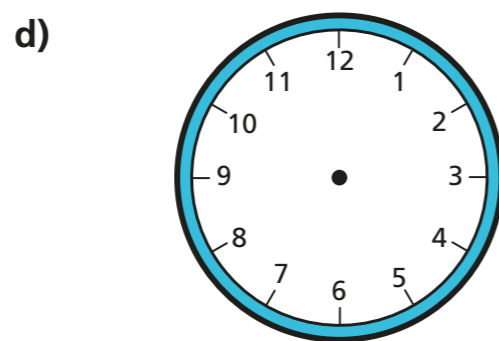
15 minutes past 6



25 minutes to 9




15 minutes to 9



5 minutes to 12

6 Jack wants to tell the time, but the hour hand has fallen off the clock.



There are 12 different possible times it could be during a full day.



Do you agree with Jack? _____

Talk about it with a partner.



7 The minute hand and the hour hand of a clock are both pointing to an even number.

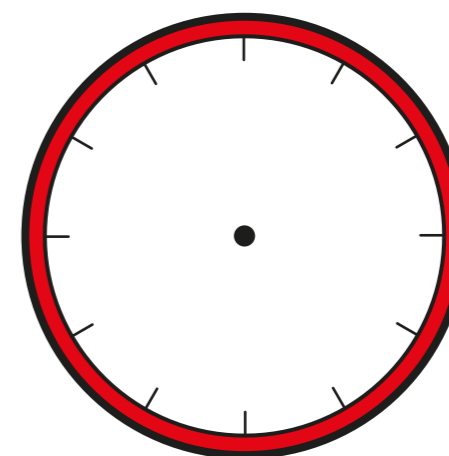
It is before midday. What times could it be?

Give three possible answers.

Compare answers with a partner. Can you find any more?

8 The numbers of the clock face were written in Roman numerals but they have been rubbed off.

The current time has a V in the hour and a V in the minutes.



What time could it be? Draw your answer on the clock.

Are there any other answers?

Talk about it with a partner.

