



Concept: Statistics

Skill: I can interpret and present data using bar charts, tables and pictograms.

SMALL STEP: Pictograms (PS) - PURPLE

1. Brad is drawing a pictogram.

Flowers	Number of Children
Rose	
Sunflower	
Bluebell	
Daisy	

He knows more children like daisies than bluebells, but fewer children like daisies than roses. Complete the pictogram showing one of the possibilities, if one flower is worth 7.

Working out



Can you think of two more possibilities and draw the pictograms to show them?

Concept: Statistics

Skill: I can interpret and present data using bar charts, tables and pictograms.

SMALL STEP: Pictograms (PS) - PURPLE

2. Evie is drawing a pictogram.

Accessory	Number of People
Watch	
Bowtie	
Necklace	
Ring	

She knows fewer people like necklaces than watches, but more people like rings than bowties. Complete the pictogram showing one of the possibilities, if one item is worth 9.

Working out

Can you think of two more possibilities and draw the pictograms to show them?