

# Year One Literacy Home Learning

Week beginning: 15th June 2020

This week we are going to launch our new topic of Superheroes!

What you'll find this week:

- \* Monday - Naming Superheroes
- \* Tuesday - Describing Superheroes
- \* Wednesday - Creating Villains
- \* Thursday - Story Planning and Writing (Bigger Task)
- \* Friday - Phonics (oe/o\_e)



## Monday - Naming Superheroes

### **Introduction**

Can your child think of and name any superheroes?  
What features do superheroes have in common that make them different to 'ordinary people'? What powers do they normally have?

Begin by reading Superheroes - All sorts together. This is on the website as a PDF file. What do you think the message of the book is? Can your child think of another superhero in their life?



### **Superheroes - All sorts**

Story by Ruth Merrilee  
Illustrated by Anne Holm Petersen

### **Main Lesson**

Today we are going to think about naming some superheroes. Look through the collection of superhero images (on website) and ask your child to pick their favourite or favourites to write about. What name could you give the superhero? We are then going to extend this by writing what kind of superhero they are. Encourage orally saying the sentence first, then model capital letters for names, finger spaces and full stops. For example:

Frost Girl is an icy superhero.

Green Hulk is a strong superhero.

There is some superhero writing paper on the website if you would like to use this. There is space to draw or print, cut and stick your chosen superhero or superheroes.

**Make it different:** Draw, colour or paint your own or favourite superhero and write your sentence below.

**Extra Challenge:** Try extending your writing to create 'who' sentence with commas. For example:

Spiderman, **who** has web shooters, is a flying superhero.

Wonder Woman, **who** uses a golden whip, is a strong superhero.

Explain that the commas add a little pause when reading aloud. This sentence also adds more information about the superhero.

## **Tuesday - Describing Superheroes**

Today we are going to thinking about describing a superhero. Choose your favourite superhero from yesterday or pick a new one that you'd like to write about. Look really carefully at the superhero. What do they look like? What can you see? What are they wearing? Where are their powers kept? Are there any gadgets you can see?

Use the next page of sentence starters to help you. There is superhero writing paper to help you.

**Make it different:** Use ICT to type out your sentences. You could colour your sentences to match your superhero. Or you could draw out your superhero and add adjectives around the edge such as: fast, strong, brave.

**Extra Challenge:** To make this trickier, you could add some similes to your writing using **like** or **as**. For example:

Her yellow boots make her run fast **like** lightening.

His hands glow, then fire burns as bright **as** the sun.

# Superhero Sentence Starters

She / He has...

His / Her suit is...

His / Her hair is...

On his / her suit there is...

On his / her face there is...

His / Her special power is...

Secretly she / he is...

From his / her hands...

His / Her powers are...

Recently she / he has saved...







### Wednesday - Creating Villains

So far we have looked at Superheroes. Today we are going to think about the criminal masterminds, the villains and the bad guys! Can you think of any that you know of already?

Start by looking at the villain images (on website). Pick your favourite and try and describe him or her. What do they look like? What bad things have they done? What weakness do they have? What power do they have?

Choose from mild / hot / spicy from below to create your own villain profile. Try to write one or two sentences per box. There is a villain word mat on the website to help you choose some adventurous words.

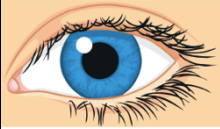
 <p>What does your villain look like?</p> <hr/> <hr/> <hr/> <hr/> <hr/>	 <p>What bad things has your villain done?</p> <hr/> <hr/> <hr/> <hr/> <hr/>
 <p>What is your villain scared of?</p> <hr/> <hr/> <hr/> <hr/> <hr/>	 <p>What superpowers does your villain have?</p> <hr/> <hr/> <hr/> <hr/> <hr/>

Wednesday 17<sup>th</sup> June 2020

SPICY

**Skill:** To orally rehearse each sentence prior to writing.

**Learning Power:** Learn from and share ideas with others



What does your villain look like?

---

---

---

---

---

---

---



What bad things has your villain done?

---

---

---

---

---

---

---



What is your villain scared of?

---

---

---

---

---

---

---



What superpowers does your villain have?

---

---

---

---

---

---

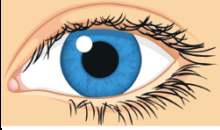
---

**Wednesday 17<sup>th</sup> June 2020**

**HOT**

**Skill:** To orally rehearse each sentence prior to writing.

**Learning Power:** Learn from and share ideas with others



What does your villain look like?

---

---

---

---

---

---

---

---

---

---



What superpowers does your villain have?

---

---

---

---

---

---

---

---

---

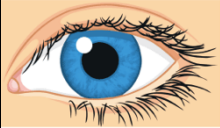
---

**Wednesday 17<sup>th</sup> June 2020**

MILD

**Skill:** To orally rehearse each sentence prior to writing.

**Learning Power:** Learn from and share ideas with others



What does your villain look like?

---

---

---



What superpowers does your villain have?

---

---

---







## Thursday - Story Writing

Now that we have created our very own superhero and villain, we are going to put them into a story.

Start by planning out the story using the below plan and prompts. You could do this through discussion with no writing, writing into the blank plan or drawing into the blank plan or a mix of everything. There is no 'right' way of doing this. Planning will help structure your story and get lots of ideas.

Once you are happy with your story, it is time to write. Don't forget about all of your brilliant description from previous days. You can copy this straight into your story!

Below are some sentence starters to help you create some exciting sentences.

Time	Order	Where	To add information	Comparisons
One day	At first	In the middle of the...	Again	However
One morning	First	Under the bridge...	Also	Yet
One evening	Second	Over the bridge...	Another	Despite
After that	Third	In the distance...	Along with...	Still
After a while	Then	Far away...	For example...	Unlike
Before long	Last	In a far off land...	As well as	Even though
Afterwards	Finally	Inside of...		Although
As soon as	Next	At the end of...		Rather than
At last		On top of the...		
A moment later		Next to the...		
In the meantime		Nearby...		
Later on		Opposite the...		
Meanwhile				
Soon				
During				
Now				
Next week				
All of a sudden				

On the next page there are some top tips to writing your story. Your story might take you more than one day and there are lots of different ways that you can do it. You can add pictures, create your own booklet with paper, use iPad apps such as Book Creator, use ICT to type etc. Make it personal and exciting for you.

Miss Richardson and Miss McMahon would love to see your stories. If you want to take pictures and send through Dojo, we'd love to send you a special prize in the post for all of your extra effort. Good luck!

# Superhero Story Map

## Where is your story set?

Think about the place where your story happens. It could be in a city, school, village, town, in the snow, jungle etc.

Think about what this place looks like. Is it day or night? Is it hot or cold? You could draw in this box or add a sentence describing your place.

## What was your superhero doing?

Were they just getting out of bed? Were they undercover at work or school? Were they just finished saving the world?

## What has the villain been doing?

What bad things was your villain planning on doing or started to do? Where are they? What are they doing? Is anyone or anything in danger? How does your superhero find out?

## Characters


We have already created a villain and a superhero. You can use these as you've already described them and came up with super sentences or create new ones to suit your story.

## How will the superhero beat the villain?

Is your superhero going to trick the villain? Will your superhero find your villain's weakness? Will they have a fight? What will happen?

## What happens at the end?

Now that the hero has won, what happens? Will they go back to school or work? Will they go back to what they were doing? Do they get a medal or a prize for saving the world?



# Superhero Story Map

Where is your story set?

What was your superhero doing?

What has the villain doing?

Characters

How will the superhero beat the villain?

What happens at the end?



# How to Write a Good Story

## Characters

Who are the characters in your story?



## Setting

Where is your story set? Is it in a forest, a town, in the park or somewhere else?



## Opening

Introduce the characters and the location of the story.



## Build-Up

Begin to write about what is happening at the start of your story. Don't forget to use the characters you introduced at the beginning of your story.



## Dilemma

Write about a problem that is happening in your story. What is it that has gone wrong?



## Resolution

Write about how the problem will be fixed. Think about how the characters might work together to solve whatever has gone wrong.



## Closing

Bring everything in the story to an end and make sure the problem has been fixed.

## Friday - Phonics

Superheroes and villains know their phonics! Today we are going to think about the 'oe' sound. It is a digraph because two letters make one sound.

Can you read the words with the 'oe' digraph in?

foe

hoe

woe

doe

toe

heroes

Joe

tomatoes

goes

potatoes

Now can you spot any words in with the 'oe' sound in the postcard below?

To Joe,

I have found out a cool fact some foods are superheroes! My mum says that tomatoes and sweet potatoes are so good for us that eating them will turn us into heroes too! If I hurt my toe, my mum goes out to the shops to stock up.

I think if I keep eating them, one day I will beat my grandad at dominoes! My grandad says that it will fill him with woe!

See you soon.

From,  
Floë x



twinkl.com


Joe Smith,  
15 Doe Road,  
Essex,  
E18 DD7

**Make it different:**

There is a video from Alphablocks which can be used to support this phoneme. Watch it at:  
<https://www.youtube.com/watch?v=UQFilBxEseg&list=PLqk7ar-NaBVsbHQP5IR9atB716Pva16pf>

There is also some extra workbooks on 'oe' and 'o\_e' on the website if your child needs any extra support.

**Extra Challenge:** The 'oe' digraph can also be split and make the same sound. We call this a split digraph because the digraph has been split in half! This is quite tricky as we have to think about the sound in the middle.



Can you read the o\_e words?

home

phone

bone

note

pole

alone

those

stone

woke

explode

dome

rope