

Year One Literacy Home Learning

Week beginning: 25th May 2020


This week we are going to focus on The Cautious Caterpillar. You can read the ebook at <https://www.twinkl.co.uk/resource/tl-526203-the-cautiouscaterpillar-ebook> or you can listen to the story at on YouTube at:

https://www.youtube.com/watch?v=UGQ2ZL3w_Y&feature=emb_rel_en_d

After reading this book, there is an activity for each day that links to this story. Keep listening to the story each day to refresh your child's understanding of the story.

What you'll find this week:

- * Monday - Setting Description
- * Tuesday - Reading Comprehension
- * Wednesday - Story Map
- * Thursday - Be A Bug For The Day!
- * Friday - Crossword



Monday - Setting Description

Can you describe the garden where The Cautious Caterpillar lives? If you have the book in front of you, you can look at the different parts of the garden. What can you see? What do you think you would hear? What might you smell?

Make it different:

Go into your garden and write down what you might:

- Smell
- See
- Feel

Extra Challenge:

Can you pick a different setting? It might be from one from your favourite book, or maybe it's somewhere you have visited? For example, I might pick a setting from 'The Snail and the Whale', such as the beach, and describe what I see, feel, smell and hear, there.

Miss McMahon's Version:



I can see big, blue waves and a yellow sandy beach. I can smell seaweed, and I can hear children playing. I feel very happy at the beach.

The Cautious Caterpillar

Can you describe the setting?



Think about:

- what you can see;
- what you might feel;
- what you might hear.

garden grass calm
colourful trees warm
flowers beautiful bright

Tuesday - Reading Comprehension

Can you answer the questions below about 'The Cautious Caterpillar' ? Make sure you have the ebook in front of you, so that you can look back and find the answers.

Make it different:

Alternatively, you could try the talk cards on the next page to answer questions about the book. Encourage your child to look for **key words** in the questions that appear in the book.

Remember to read through the book a few times before looking at the questions.

Extra Challenge:

Try testing your child by making up your own questions that your child could answer about the book. Swap roles and see if your child could come up with questions about the book for you to answer.

Questions

1. What kind of creature is Cody? Tick one.

- a bumblebee
- a caterpillar
- a ladybird

2. What did Cody want to do? Tick one.

- She wanted to eat nectar.
- She wanted to fly.
- She wanted stay as a caterpillar forever.

3. Write one thing Cody said to each of the minibeasts who tried to make her feel better about changing into a butterfly.

4. Draw a line to match up the speech with the character who said it.

"When you become a butterfly, you will sip nectar, like me!"

"Having wings is great!"

"Don't worry, having six legs is great!"

the grasshopper

the bee

Cody

5. Complete this sentence.

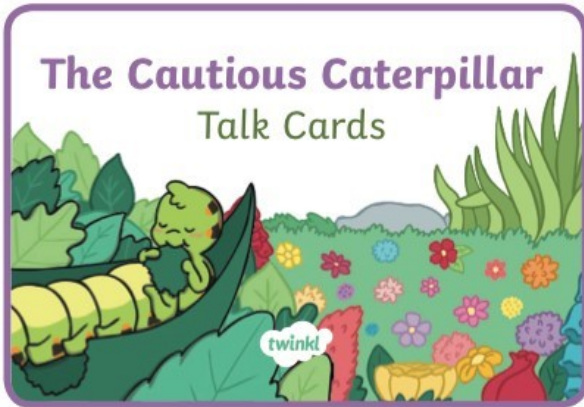
"Maybe today!" she said, as she changed herself into a _____.

butterfly

chrysalis

ladybird

Talk Cards



The Cautious Caterpillar Talk Cards



1. What type of creature is Cody at the beginning of the story?



The Cautious Caterpillar Talk Cards



2. How many legs does Cody have when she is a caterpillar?



The Cautious Caterpillar Talk Cards



3. Can you name two creatures that Cody speaks to about becoming a butterfly?



The Cautious Caterpillar Talk Cards



4. What creature does Cody change into?



The Cautious Caterpillar Talk Cards



5. When Cody is still a caterpillar, what does she say about the idea of flying?



The Cautious Caterpillar Talk Cards



6. Why doesn't Cody want to become a butterfly?



The Cautious Caterpillar Talk Cards



7. What does the grasshopper say having six legs is plenty for?



Wednesday - Story Map

Can you cut out the pictures and put them in the correct order? See if you can remember what happened in that part of the book and write a sentence about it in your own words. Make sure to have the book in front of you to find the pictures that match the picture you've cut out. If you are unable to print off, try drawing the picture.

Make it different:

You could role play each part of the book with your grown up. What was Cody the caterpillar feeling at that point in the book? Who did Cody meet? Act it out, to help you remember.

Extra Challenge:


Use the pictures on the next page to see if you can story map more of the book. Write a sentence for each one about what happens.

1.


2.

3.

4.



Extra Challenge:



Thursday - Be A Bug For The Day!

If you could be a bug for just one day, what would you do? Where would you go? Write it down inside your chosen bug. Remember you can be as imaginative and creative as you want. Think about how that bug moves, if it flies, where could it fly to?

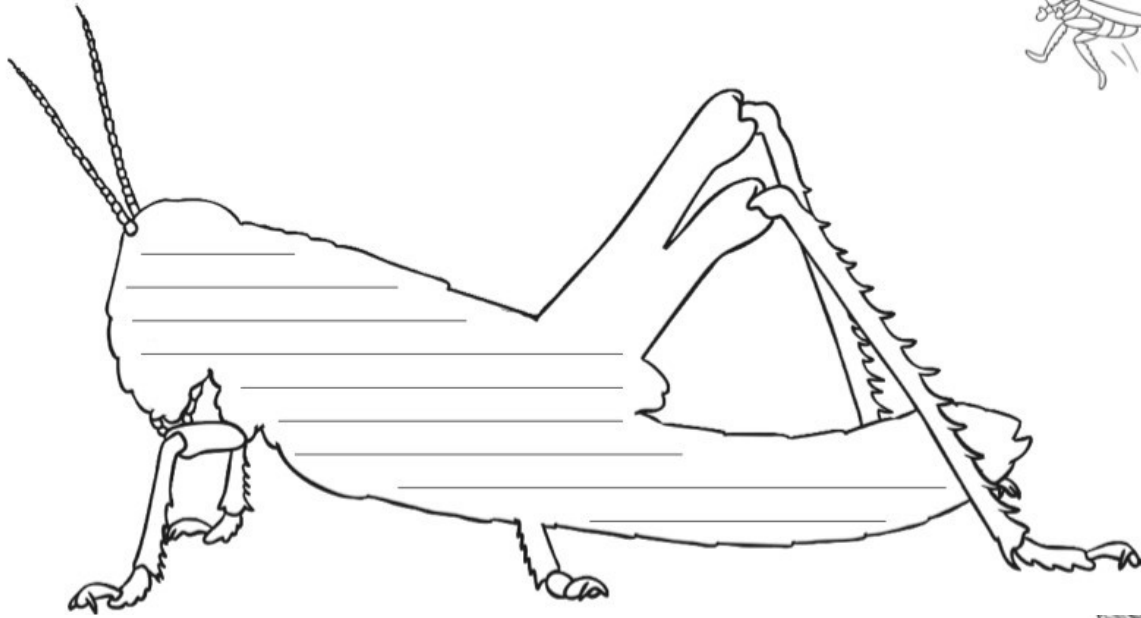
Make it different:

You could make it into a game of 'What am I?'. You choose your chosen bug and your grown up can ask questions about you, e.g. Do you have wings? Where do you live? What colour are you? This is good way of getting your child to think of descriptive language to describe their bug.


Extra Challenge:

Can you come up with another bug, that isn't in the book and write what you would do if you were that bug? Draw your bug big and write inside it.

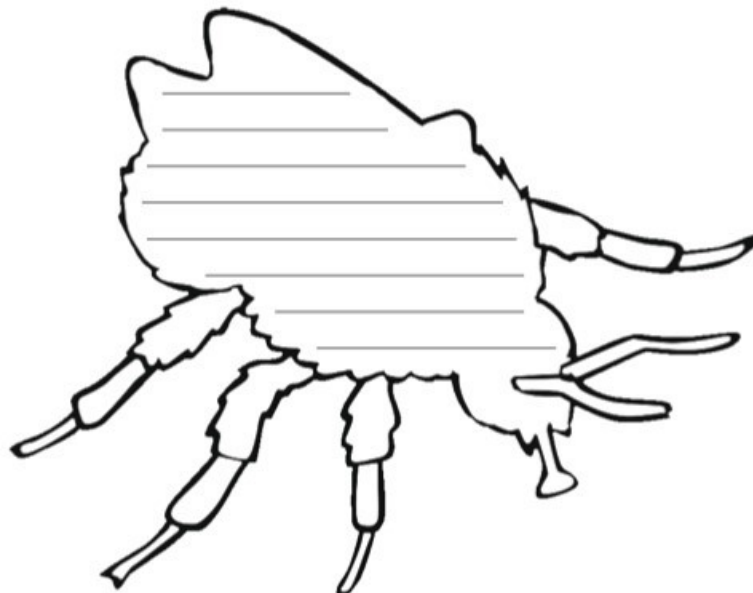
If you could be a grasshopper for just one day, what would you do? Where would you go?



If you could be a butterfly for just one day, what would you do? Where would you go?



If you could be a bee for just one day, what would you do? Where would you go?



Friday - Crossword

Try this tricky crossword about 'The Cautious Caterpillar', using the book, can you find the right information to answer the questions. This a good way of practising your neat handwriting to fit into the boxes.

Make it different:

You could try the board game on the next page to test your knowledge on what happens in the book.

Extra Challenge:

Create your own crossword, this could be on 'The Cautious Caterpillar' or the other books you have been learning about in Literacy. You can create your own by using pencil and paper or you can use the following crossword generator: <https://tools.atozteacherstuff.com/freeprintable-crossword-puzzlemaker/>

The Cautious Caterpillar




Across

3. The caterpillar at the end of this story was eating this tasty green treat.
6. This creature told Cody how great six legs were.
7. This spotty creature told Cody how great it was to fly.
8. Cody turned into this creature.

Down

1. "I wish I could stay as a _____ forever," said Cody.
2. Cody was happy and proud of her new _____.
4. Cody the caterpillar hatched from this.
5. "Lovely morning to be _____!" Cody said this as she flew past the ladybird.
8. Cody thought about everything her friends had told her and decided to be _____.
9. Cody had sixteen of these when she was a caterpillar.



Make it different:

The Cautious Caterpillar Board Game

You will need:

- The Cautious Caterpillar Game Board
- Counters
- Dice
- Playing cards



Before you play:

- This game is for 2-6 players.
- Cut out the dice and glue the tabs together to make a cube.
- Cut out the counters (one for each player).
- Cut out the playing cards.

How to play:

1. Place the counters at the start of the game on the egg.
2. Take it in turns to roll the dice and move around the board.
3. If you land on a space with a flower on it, ask another player to pick up one of the playing cards and read it out to you. If you can answer the question correctly, you can move on one space. If not, you stay where you are.
4. The first person to reach the beautiful garden in the sunset is the winner!



The Cautious Caterpillar

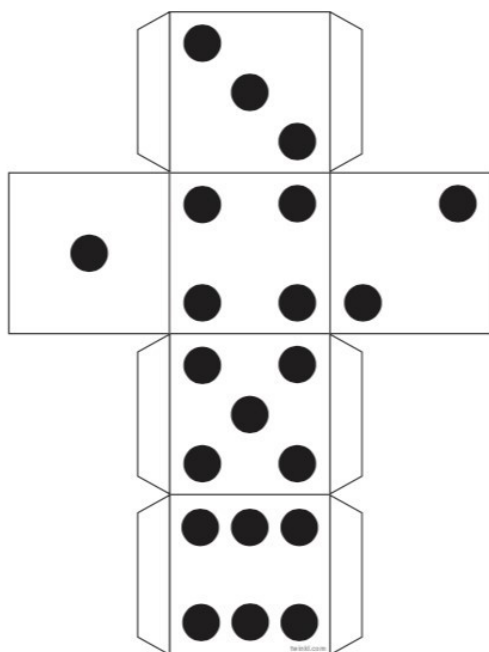


Start

Finish!



A large board game path for 'The Cautious Caterpillar'. The path starts at a 'Start' box with a cracked egg icon and ends at a 'Finish!' box with a butterfly icon. The path consists of 27 numbered boxes arranged in a winding route through a colorful garden scene. The numbers are: 1, 2, 3, 4, 5, 6, 7, 8, 9, 10, 11, 12, 13, 14, 15, 16, 17, 18, 19, 20, 21, 22, 23, 24, 25, 26, 27. Each number is placed inside a uniquely shaped box (squares, triangles, and irregular polygons) with various colors and patterns. The garden background features various flowers, a caterpillar on a leaf, and a butterfly.



Question Cards

What does Cody hatch from at the start of the story?



Answer: an egg

How many legs does Cody have?



Answer: sixteen

How do you know Cody liked being a butterfly by the end of the story?



Answer: Cody told the other caterpillar that being a butterfly is great.

Can you name two creatures in the story?



Answer: Choose any two of the following: caterpillar, ladybird, bee, grasshopper, butterfly.

Which two words were used to describe the leaf the caterpillar was eating at the end of the story?



Answer: tasty, green

What does Cody change herself into before she becomes a butterfly?



Answer: a chrysalis

"Lovely morning to be flying!"
Who does Cody say this to?



Answer: the ladybird

How long does Cody stay in her chrysalis for?



Answer: for many days

What kind of minibeast is Cody at the beginning of the story?



Answer: a caterpillar

"Having six legs is great."
Who says this?



Answer: the grasshopper

What is the name of the yummy treat Cody and the bee enjoy together?



Answer: nectar

Once Cody has become a butterfly, how many legs does she have?



Answer: six

What colour are the ladybird's wings?



Answer: red and black

Which two words are used to describe how Cody felt about her new wings once she became a butterfly?



Answer: happy and proud