

# Year One Literacy Home Learning

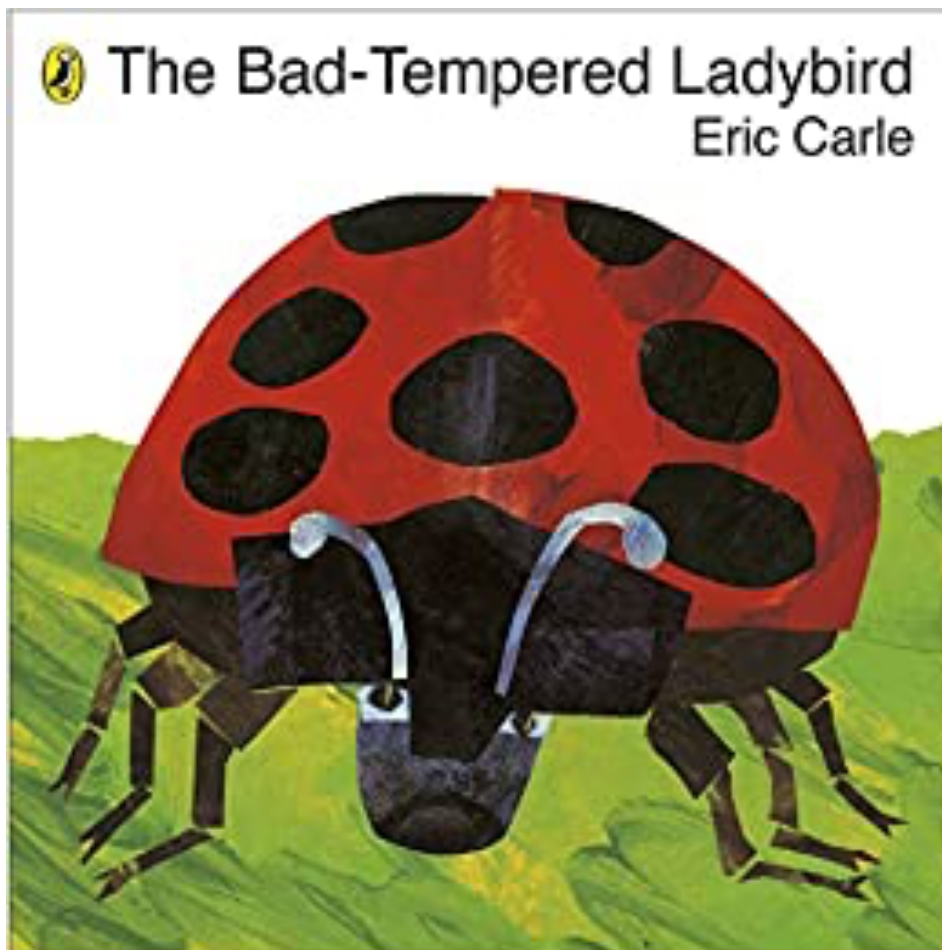
Week beginning: 18th May 2020

This week we are going to focus on The Bad Tempered Ladybird by Eric Carle. You can listen to the story at <https://www.youtube.com/watch?v=CFMaEVfntnM> or there are lots of different versions available through Youtube.

After reading this book, there is an activity for each day that links to this story. Keep listening to the story each day to refresh your child's understanding of the story.

What you'll find this week:

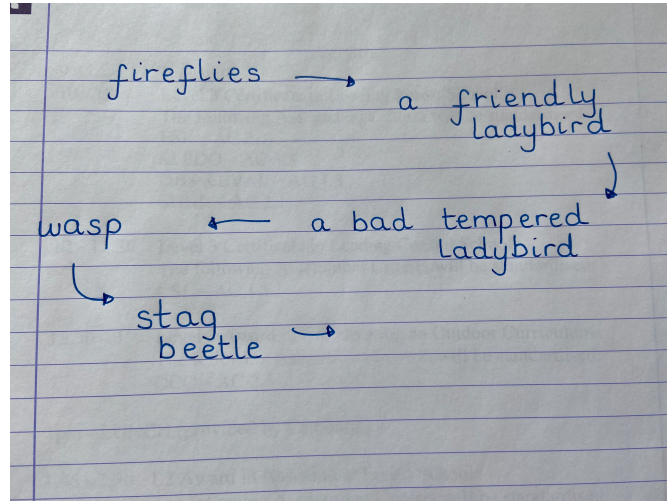
- \* Monday - Story Sequencing
- \* Tuesday - Speech
- \* Wednesday - Feelings
- \* Thursday - Book Review
- \* Friday - Days of the Week






## Monday - Story Sequencing

Can you put the story in order? If you play the story in the background, you can listen and sequence as you go. This will really help you. You could cut and stick the pictures in order or put numbers to the side.

**Make it different:** Can you write down the animals you see in sequence? i.e.



**Extra Challenge:** Can you retell the story in your own words using time connectives? You can words such as: first, next, then, after, in the end, finally etc.

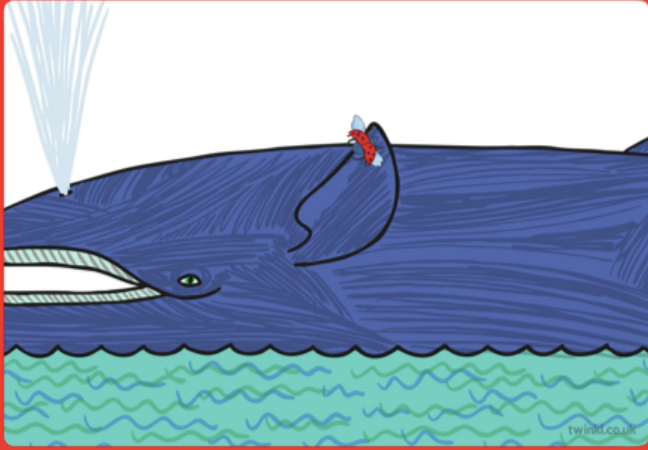




twinkl.co.uk



twinkl.co.uk




twinkl.co.uk


## The Bad-Tempered Ladybird




twinkl.co.uk



twinkl.co.uk





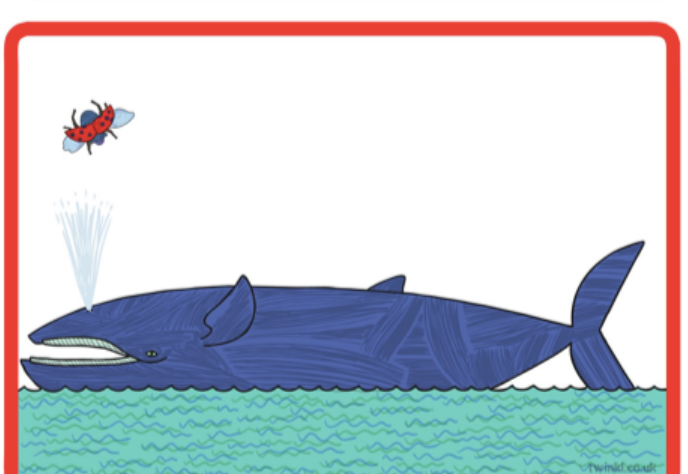



twinkl.co.uk




twinkl.co.uk




twinkl.co.uk





## Tuesday - Speech

Can you fill in the speech bubbles? What does the bad tempered ladybird say? What does the friendly ladybird say?



**Make it different:** Instead, you could act out the voices for the bad tempered ladybird and the friendly ladybird. How does your voice change?

**Extra SPICY Challenge:** Read the rules for speech (in a different file on website). Can you try to learn about speech marks and write your own speech sentences for the bad tempered ladybird?

“Want to fight?” said the bad tempered ladybird.

## Wednesday - Feelings

One of the ladybirds is bad tempered and one of them is friendly. There are lots of words mean the same as these words. We call these **synonyms**. Can you sort the feelings? You could colour code the words or cut and stick.



angry

irritated

nice

vexed

affectionate

pleasant

warm

kind

gentle

cross

displeased

annoyed

**Make it different:** Create your own posters using two pieces of paper. Draw a happy face on one page and a grumpy face on the other page. Choose some adjectives to write on each page.

**Extra Challenge:** A list sentence contains three adjectives in a row and uses one comma and the word 'and'.

Can you write a list sentence to describe the bad tempered ladybird using your favourite adjectives from the first activity?

Can you write one about the friendly ladybird?

For example:

The bad tempered ladybird was **vexed, displeased** and **annoyed**.

The friendly ladybird was **kind, gentle** and **nice**.



### **Thursday - Book Review**

Can you write a book review for the bad tempered ladybird? There's a milder version and a spicier version to choose from.

# My Book Review

Title: \_\_\_\_\_

Author: \_\_\_\_\_

Did you like the book?

Rate the book by colouring in the stars.



What was your favourite part?

---

---

---

Draw your favourite scene from the book.

A large, empty rectangular box with a black border, intended for drawing a favourite scene from the book.

A book review by: \_\_\_\_\_

Author: \_\_\_\_\_

Title: \_\_\_\_\_

What was the story about?

Who were the characters?

What did you like about the book?

Draw your favourite picture from the book.

Your rating: \_\_\_ / 10

## Friday - Days of the Week

*N.B. There's a days of the week spelling sheet on the website if your child needs some extra practise.*

The bad tempered ladybird was very grumpy. Maybe he'd had a very bad week! Can you finish the sentences to make up a terrible week for the ladybird? Remember you can be as silly as you like!

**Make it different:** Use ICT to type up your ideas. Work with your adult to change the colours and fonts. Instead you could draw a picture for something that happened each day with the day of the week written at the top.

**Extra Challenge:** If you want to challenge yourself you could try and make the sentences rhyme. Here is one Miss Richardson wrote:

On Monday he lost his spots!  
On Tuesday he got too hot!  
On Wednesday he bumped his toe!  
On Thursday a snail was slow!  
On Friday he needed a nap!  
On Saturday there was a mishap!  
On Sunday he was BAD TEMPERED!

# The Bad Tempered Ladybird

On Monday

---

On Tuesday

---

On Wednesday

---

On Thursday

---

On Friday

---

On Saturday

---

On Sunday he was **BAD TEMPERED!**

