

Year One Literacy Home Learning


Week beginning: 11th May 2020

This week we are going to focus on 'The Snail and the Whale' by Julia Donaldson. You can watch the story at <https://www.bbc.co.uk/iplayer/episode/m000cslw/the-snail-and-the-whale> or listen to the story at <https://www.youtube.com/watch?v=hheolVGZVvs> .

After reading this book, there is an activity for each day that links to this story. Keep listening to the story each day to refresh your child's understanding of the story.

What you'll find this week:

- * Monday - Feelings
- * Tuesday - Verbs
- * Wednesday - Descriptive Sentences
- * Thursday - Punctuation
- * Friday - Letter



Monday - Feelings

At the beginning of the book, snail decides to leave home to go on an adventure. Leaving home for the first time is a very scary but exciting time. How do you think snail felt at different points in the book? Use the 'My Feelings' box below to help give you some ideas.

Make it different: You could draw snail during each stage of her journey and show her feelings by drawing an emotion on her face. For example, if snail is happy, you draw a smiley face on snail.

Extra Challenge: Try and pick a stage in the book and write a sentence for both snail and whale describing how they felt at that stage. For example, when whale is washed up on the beach, snail may have felt upset and whale may have felt frightened.

My Feelings



astonished




happy



poorly



nervous



hot



scared



cross



sleepy



confused



cold



excited



surprised



embarrassed



sad



joyful




brave



calm



energetic



Leaving home to start her journey:

Seeing the whale for the first time:

When the whale was beached on the bay:

When they were saved by the villagers?

Extra Challenge:


Tuesday - Verbs

Julia Donaldson likes to use different verbs in her stories. **Verbs** are words that show actions. They can also demonstrate how someone feels. We are going to be focusing on verbs that tell us how something moves. For example, the 'rabbit **jumped**' or the 'dog **ran**'. Can you use verbs to describe how the animals below, move? Try not to use the same verb more than once.

Make it different: If you have access to the internet see if you can search up videos of these animals to see how they move. See if you can try and move like them.

Extra Challenge: Can you add any more animals to our list and describe how they move using a verb. Could you change the verbs you have already used to a 'Super' verb. For example, the 'rabbit **jumped**' could change to the 'rabbit **hopped**'


Julia Donaldson's Example:




The snail slithered

Movement


| | |
|----------|---------|
| bounce | skip |
| carry | sneak |
| collapse | spin |
| crawl | split |
| dance | stroll |
| dash | stumble |
| drive | tap |
| hit | throw |
| hop | trudge |
| hurry | turn |
| jump | walk |
| leap | wander |
| live | wave |
| pull | wind |
| push | zoom |
| roll | |
| rotate | |
| run | |
| shake | |



The bird
_____.



The fish
_____.



The worm
_____.



The kangaroo
_____.



The cheetah
_____.




The horse
_____.



The frog
_____.



The monkey
_____.



The spider
_____.


Wednesday - Descriptive Sentences

Snail visits lots of exciting places in the story. Below are the names of each place snail visited. Can you draw and describe some of the things she saw on the way? Read through the book and find the settings below, look at the pictures for each place she visited. What can you see?

Make it different: You could make your own mini book including each of the settings and your descriptions, out of folded up paper.


Extra Challenge: Bring the snail and the whale on another adventure. Create a new place they could visit. Describe what you see and feel there, and draw a picture of it.

Example:



I can see black and white penguins and giant seals. I can see tall, white icebergs.

Black rocks



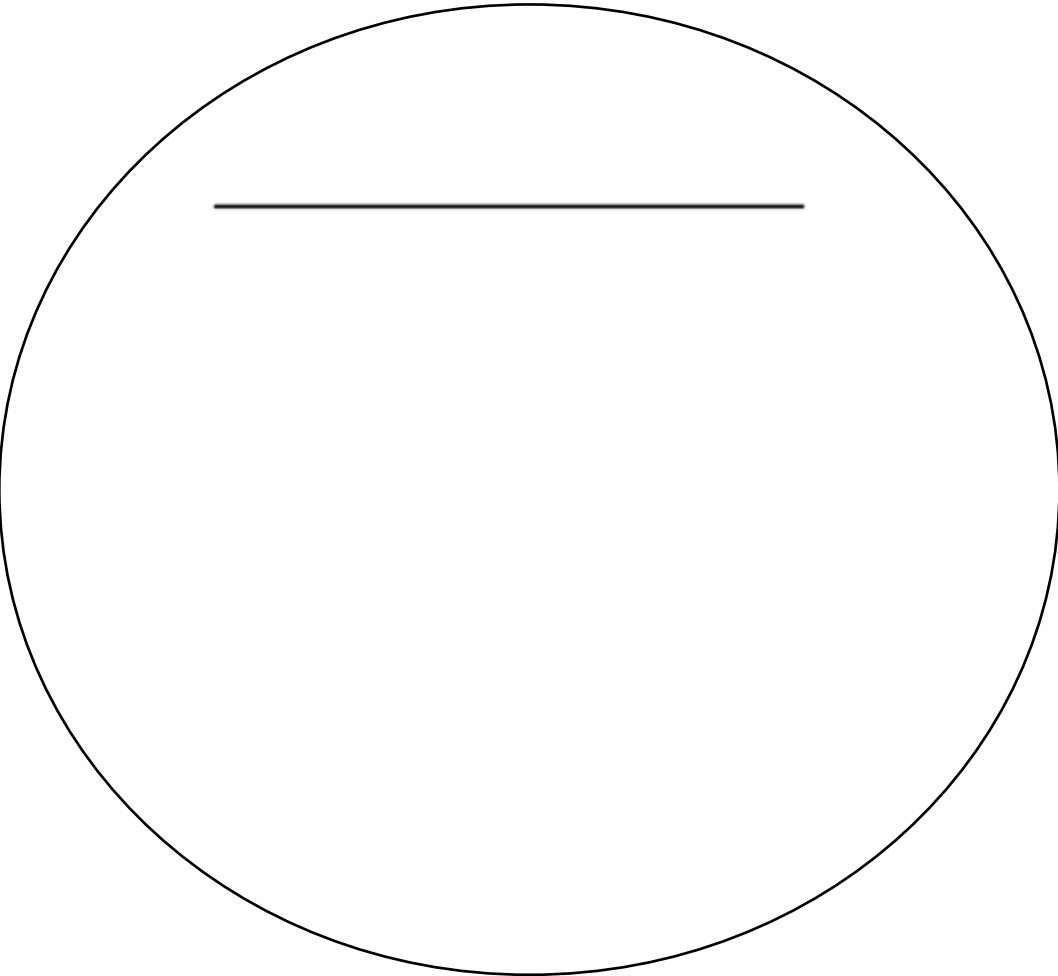
Fiery Mountains
and golden sands

Caves beneath
the waves.

Tourist Beach

Home again on
her rock

Extra Challenge:



Five horizontal lines are stacked vertically on the right side of the page, providing a space for writing or drawing.


Thursday - Punctuation

Uh-Oh! Someone has stolen all the punctuation from 'The Snail and the Whale'. You must put back the punctuation to fix the sentences below. Next to the sentence write the correct punctuation, the first sentence has been done for you. Use Page 1 in the book to help you and the 'Punctuation Power' box below.

Make it different: Let your grown up read the sentences to you aloud and follow them with your finger. Look at the 'Punctuation Power' box and use it as a checklist. This will make it easier for you to identify the mistakes.

Extra Challenge: Play 'Roll a Sentence Punctuation Game' to use punctuation in different sentences. If you can't print out the cut out, try making your own using A4 Paper.



| Punctuation Power! | |
|---|--|
|  | Spaces between words |
| A | Capital letters at the beginning of a sentence, for names of people, places, days of the week and 'I' (me) |
| . | A full stop at the end of a sentence |
| ! | Exclamation marks for surprise |

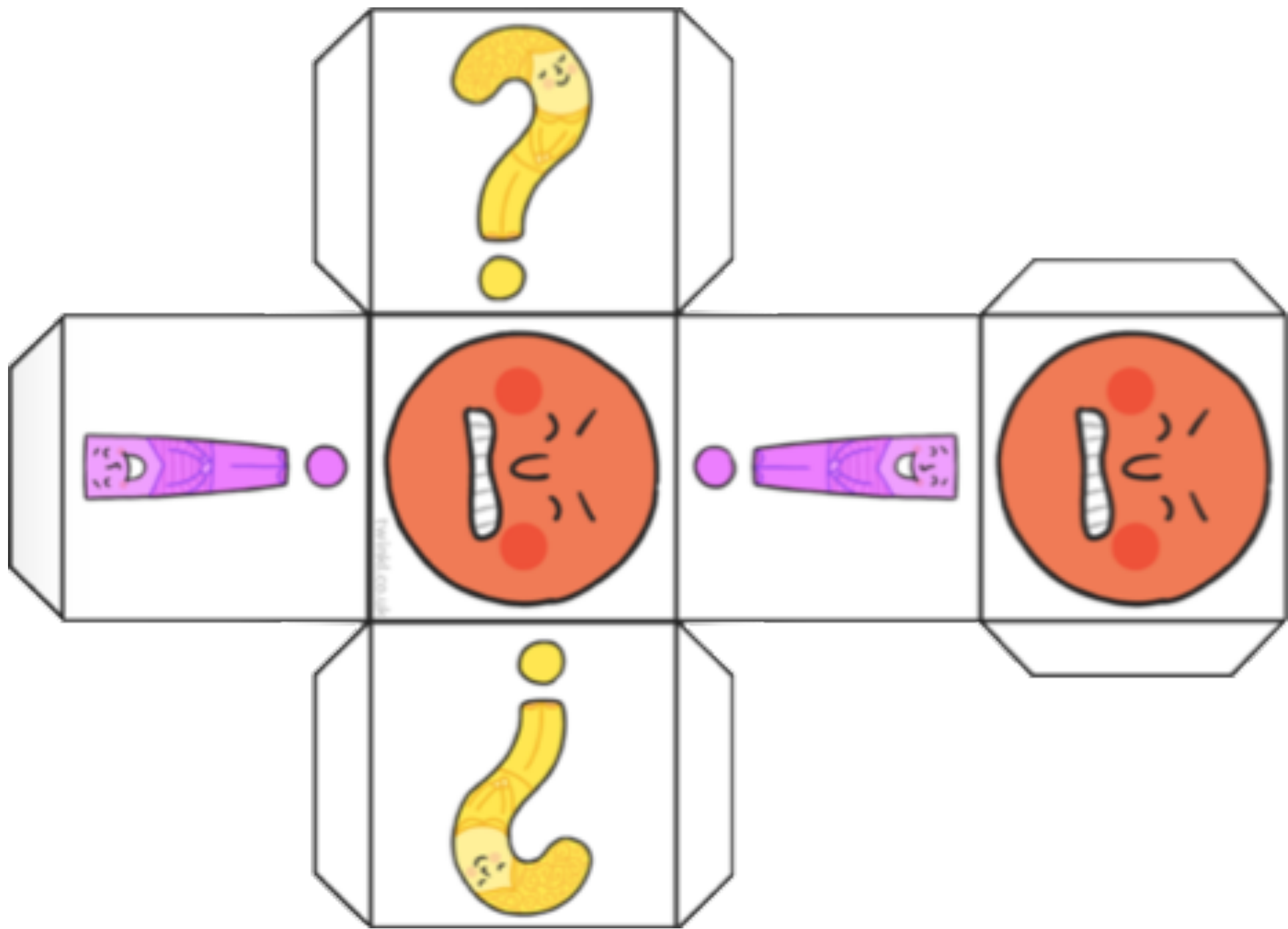
Sentences

Mistakes

1. this is a tale of a tinysnail
2. And a great big grey-blue humpback whale
3. This is arock as black as soot
4. and this is a snail with an itchyfoot
5. the sea snail slithered all over the rock
6. and gazed at the seaand the ships in the dock
7. And as she gazed she sniffedandsighed
8. " the sea is deep and the world is wide
9. How i long to sail "
- 10.Said the tiny snail

1. This tiny snail

2. _____
3. _____
4. _____
5. _____
6. _____
7. _____
8. _____
9. _____
10. _____




Friday - Letter

In the story the snail and the whale go on great, big adventures together, the snail had such a good time that she wants to write a 'Thank You' letter, to send to whale. Can you pretend you are snail and write a letter to whale? Use the boxes below to help you. Think about why you are writing to whale, what part of the journey you enjoyed and is there somewhere else you'd like to visit with Whale.

Make it different: You could make your own 'Thank You' card by using card and colouring pencils to decorate. Maybe you could draw a picture of snail and the whale together, or you could make it into a postcard.

Extra Challenge: Could you write a 'Thank You' card/postcard to someone in your house. Maybe you could write a 'Thank You' card to our NHS workers for looking after everyone.



Dear Whale,

Say why you are writing



What did you like on the trip?

Where do you want to go next with whale?

Lots of love,

Snail

xxx

Extra Challenge:





visit [twinkl.com](https://www.twinkl.com)

Other Learning Ideas for the Story

* Make your own movable whale using a paper plate:

<https://www.craftsonsea.co.uk/the-snail-and-the-whale-crafts-movable-paper-plate/>

* Follow the link to find colouring activities and crafts based on 'The snail and the whale': <https://www.panmacmillan.com/blogs/books-for-children/snail-and-the-whale-kids-activities>

* Where will the whale go next? Bring the whale and the snail on another adventure. Create a new setting for them by painting, colouring or using different materials: <https://happytotshelf.com/the-snail-the-whale-invitation-to-create/>

*If you have access to a garden, you could keep your own 'Snail book' and document what you have found or seen:

<https://www.twinkl.co.uk/resource/roi-sc-50-my-snail-project-activity-booklet>

*Look at the topic challenge this week to make your own snail out of food.



