

Year One Topic Home Learning

This week we are going to link our minibeast topic to our Literacy learning of The Snail and the Whale.

You could start this learning by finding out a little bit about snails by watching Come Outside at: <https://www.youtube.com/watch?v=ki97nLa2rjk>

Your challenge this week is to make a snail inspired snack! To get you started, look at the snacks below for some ideas. Your snack could be as simple as preparing fruit and vegetables or a more challenging bake with pastry or bread dough. The choice is completely yours :)

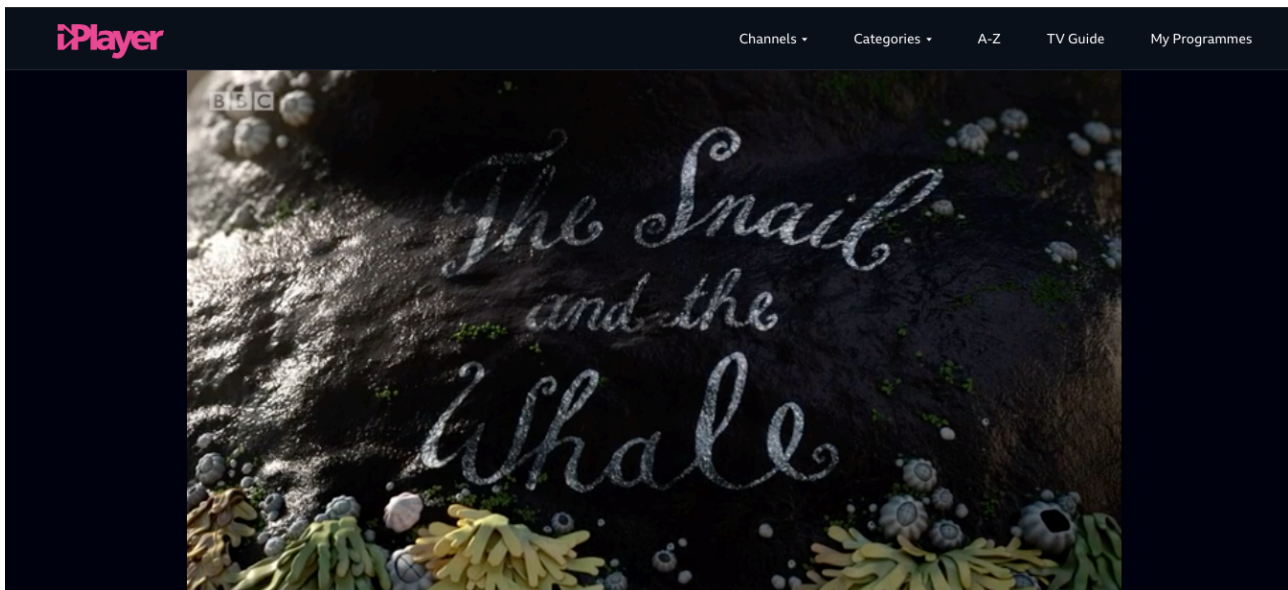


Extra Challenge:

Can you write a recipe for your snack? Use the template and the word mat below to help you.

Other Topic Ideas:

- * You could label the key parts of a snail using the worksheet below. If you can't print, you could draw and label your own snail.
- * Relax with some snail mindfulness colouring (see below).
- * Try and complete the minibeast word search (see below).
- * Don't forget that you can watch Snail and the Whale film on BBC at: <https://www.bbc.co.uk/iplayer/episode/m000cslw/the-snail-and-the-whale> This might be the perfect time to get cosy and to eat your snail snack!


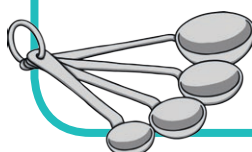


Recipe for:

Ingredients:



Equipment:



Description:

Instructions:



Cooking word mat




oven


cooker



chop



whisk



sift




mix



stir

cook



grate



crumble




weigh



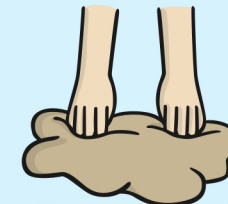
sprinkle




heat



slice



knead




pour



blend



microwave




cut



spoon



melt



hob

Minibeast

a t c o c k r o a c h y
n q l a a j z a f a s a
t e r c r i c k e t s e
x c z i q r u w t z n y
i c d b u t t e r f l y
b n b e e t l e e f j e
q b e e b y m y n r b a
l g r a s s h o p p e r
s p i d e r g h p j w w
o o f h h a t k m l a i
b i q j r o l j h q s g
g z u d m h z i h o p p

butterfly

earwig

bee

grasshopper

cricket

dragonfly

beetle


ant

wasp

moth


cockroach

spider



Parts of a Snail

Cut out the words below and label the parts of the snail.



visit [twinkl.com](https://www.twinkl.com)



tentacles

eyes

shell

foot

trail

