
















Short /i/ Spelt 'y' Game

Start

Finish!



Short /i/ Spelt 'y' Game

Start

Finish!



Short /i/ Spelt 'y' Game

Parent Explanation:

Within the Year 3 and Year 4 spelling curriculum, children are required to correctly spell words where 'y' can sound like an 'i' if it falls in the middle of a word. This can sound like a long /i/ as in thyme or a short /i/ as in gym. In the following activities the focus will be on the short /i/ sound. It is best if you practise one spelling rule at a time with your child (using a variety of games and activities) before moving onto a new rule. This will help your child to master that rule.

Instructions:

You will need:

- Material Board
- Counters (frogs)
- Dice
- Word cards

Before you play:

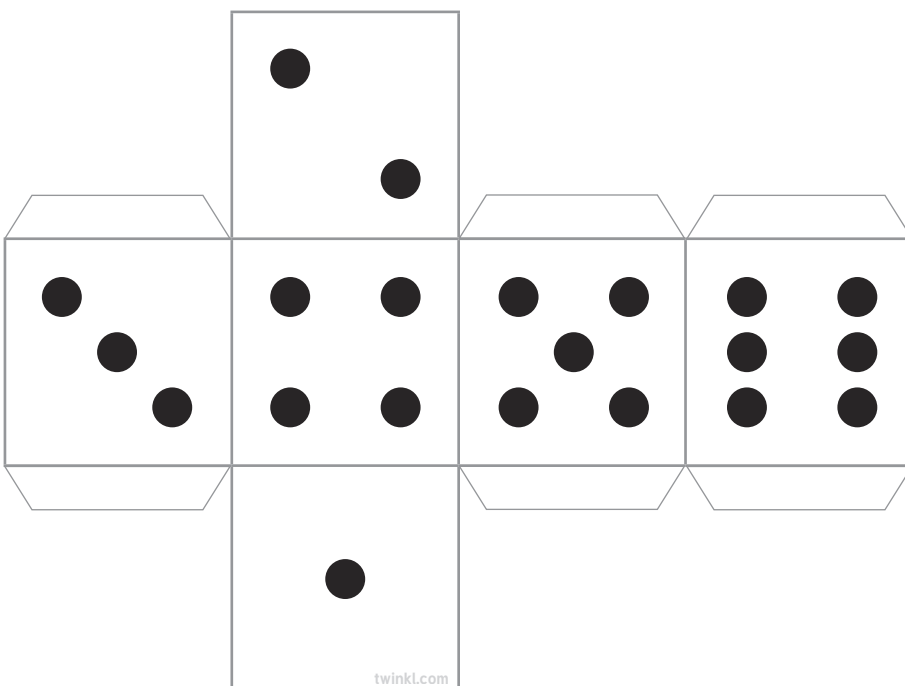
- This game is for 2 players
- Cut out the dice and glue the tabs together to make a cube
- Cut out the counters - one for each player

How to play:

Each player takes turns to roll a dice. If a player lands on a lilypad, the opposing player must ask them to spell one of the words on the word cards. If the player spells the word correctly, they can roll the dice for their next turn. If the player spells the word incorrectly, they miss a turn and write the word out three times correctly.



twinkl.co.uk



Short /i/ spelt as 'y' Game

Word cards

myth

gym

Egypt

pyramid

mystery

hymn

system

symbol

lyric

typical

myth

gym

Egypt

pyramid

mystery

hymn

system

symbol

lyric

typical